



# ANANDA-BT

Owner's Guide

[www.hifiman.com](http://www.hifiman.com)



# ANANDA-BT

High-Definition Bluetooth, Ultimate Audio Freedom

## TABLE OF CONTENTS

|    |  |
|----|--|
| 2  | <b>Message from the Founder</b>        |
| 3  | <b>Headphone Overview</b>              |
|    | Outstanding Sound Quality              |
|    | HIFIMAN Ergonomic Art                  |
|    | Super NEO Diaphragm                    |
|    | Bluetooth / USB Modes                  |
|    | Luxury Gaming Companion                |
|    | Multiple HD Audio Protocols            |
| 12 | <b>Operation Guide</b>                 |
|    | Packing List                           |
|    | Headband Adjustment                    |
|    | Replacing Ear Pads                     |
| 17 | <b>Specifications</b>                  |
| 17 | <b>Safety Instructions</b>             |
| 18 | <b>Use and Maintenance Precautions</b> |
| 22 | <b>HIFIMAN limited warranty</b>        |



## Message from the Founder

Thank you for your purchase of a HIFIMAN product. We take great pride in offering audio products that provide best-in-class performance and value.

Though it seems like only yesterday when I started HIFIMAN as a passionate audiophile, we just finished our first decade in business and eagerly look forward to an exciting future. The company has grown rapidly and the HIFIMAN brand has become one of the most respected in the industry.

Even with our success, the one thing that has not changed is my passion for music and creating products that help recreate that live experience. Now, I am joined by many others in the company who share my passion and in turn, we humbly share that with you.

Thank you again for your purchase. I hope you will find this guide useful in learning about your product which will help you enjoy countless hours of listening pleasure.

Happy listening,

*Fang*

Dr. Fang Bian,  
Founder and CEO

## Outstanding Sound Quality

Compared to traditional dynamic headphones, the planar magnetic technology offers largely superior sounding experience in terms of quality and soundstage. Dynamic headphones utilize conductors that vibrate in select areas of the diaphragm. This results in a large percentage of the diaphragm that cannot be directly driven by those conductors. Planar magnetic headphones are fundamentally different and operate on a different technical principle. Firstly, the weight of the planar headphones (conductors + diaphragm) is much lower than the dynamic ones. This results in planar headphones' superior performance in treble.

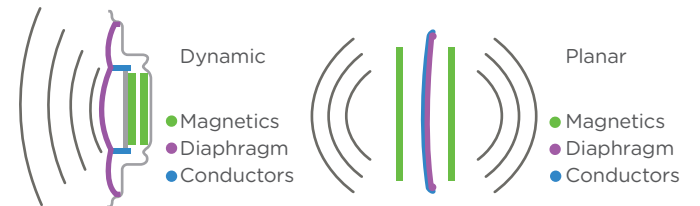
$$f_h = \frac{1}{2\pi} \sqrt{\left(\frac{1}{m_1} + \frac{1}{m_2}\right) S_n}$$

fh: upper frequency bound  
 m1: mass of diaphragm  
 m2: mass of conductor traces

A smaller mass from either the diaphragm or conductor traces results in a higher upper frequency bound.

Planar headphones have conductive layers distributed throughout the surface of diaphragm. The diaphragm is evenly driven by the magnetic force so that planar headphones have significantly lower distortion when compared with conventional dynamic headphones.

This lower distortion results in better overall reproduction of minute details. Instrumental positioning and imaging are improved, and the headphone has very natural soundstaging capabilities.



## HIFIMAN Ergonomic Art


ANANDA-BT continues to optimize its structure based on its inheritance from the HIFIMAN design lineage. Even with the addition of Bluetooth, the ANANDA-BT weighs only 495 grams. It utilizes a clean, simple and above all, comfortable headband, with an aluminum alloy bracket. Creating a headphone which is both lightweight and durable.

## New Hybrid Structure Head Beam Design

The ANANDA-BT uses a carefully designed hybrid structural headband that reduces weight and increases reliability. The yokes are made of metal with a black matte finish to ensure a long life while maintaining a clean aesthetic. The special headband structure evenly distributes the weight across the head allowing the ANANDA-BT to be worn comfortably for extended listening, so that you can enjoy music all day long.

## The Ear Pads

The elongated asymmetry of the ear pads on the ANANDA-BT conform around the human ear, comfortably distributing the weight evenly yet offering a secure and sound grip. The pads themselves are gently bevelled, contouring and moulding to the users head thus providing superb comfort for long listening sessions.



### Super NEO Diaphragm

Ultra-thin, nanometer-thick, diaphragms offer a lightning-fast response for more detail and lower distortion. Whether it's paired with a professional Bluetooth portable player or connected to a Bluetooth smartphone, no matter where you are, you can always experience high quality music on the go.

### Bluetooth / USB Playback Mode Support

ANANDA-BT not only supports Bluetooth playback but also can be directly connected to a device via a USB cable for music playback. After connecting the USB cable, the headphone will switch to USB mode instantly.

### Luxury Gaming Companion

ANANDA-BT headphones not only meet the portable needs of music lovers but excel at audio use for gamers. Accurate positioning, excellent sound staging, The ANANDA-BT can help you get that all important edge in making a kill shot. After installing the random microphone, you can also communicate with your peers and share the joy of victory.

### Multiple HD Audio Protocols

Support the current mainstream HD music transmission protocol. Full support for HWA, LDAC™, aptX™ and other protocols gives ANANDA-BT coverage for most HD playback devices on the market. It also guarantees its top-quality audio transmission quality.



\* HWA is the next generation of high-quality wireless music standard supported by LHDC™.

LHDC™ is a low-latency HD audio decoder released by Savitech.

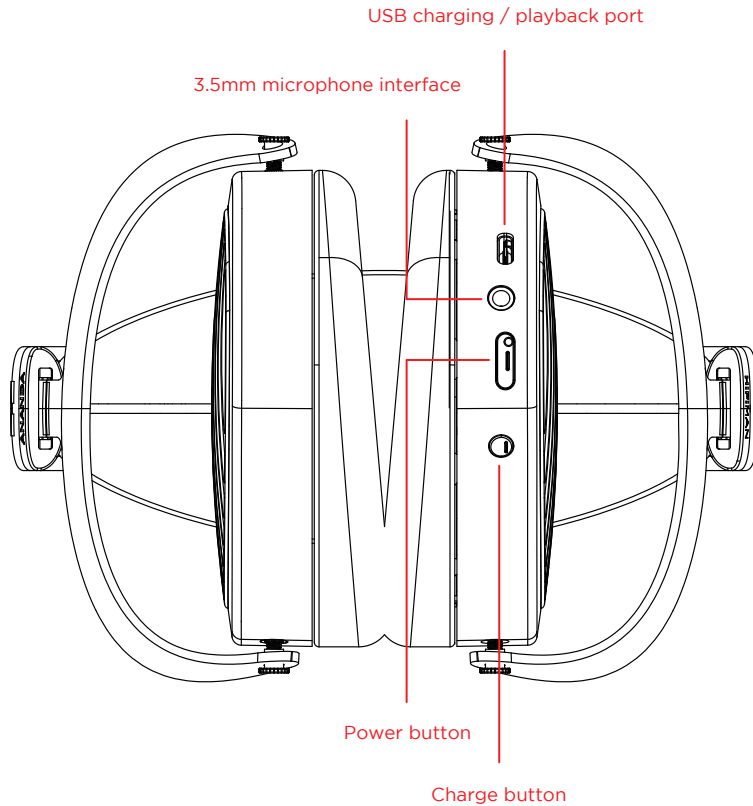
\* LDAC™ and the LDAC™ logo are registered trademarks of Sony Corporation.

\* aptX™ and aptX-HD™ and their logo are registered trademarks of Qualcomm Incorporated.

\* Bluetooth and its logo are registered trademarks of Bluetooth SIG.

# ANANDA-BT





In playback mode, tap the power button once to start/pause playback. To answer a call, press the power button once to answer. To reject, please press and hold the power button 2 seconds. Press twice quickly to finish the call.

Press power button for 8 seconds continuously to reset the headphones when it cannot pair normally.

## Operation Guide

- To connect over Bluetooth for the first time, press the power button for 1 to 2 seconds to turn it on. Once the blue light flashes twice to indicate that the power is turned on successfully, Press the power button twice to enter the pairing mode. The light will flash blue and green alternately. At this point you should find HIFIMAN-BT-ANANDA in the device's Bluetooth connection list. Click Connect to complete the pairing.
- To connect a paired Bluetooth audio output device, simply press the power button for 1 to 2 seconds to turn it on. The blue light will continue to flash at intervals. If the previously paired Bluetooth device is turned on, it will try to connect automatically (the maximum number of memory connected devices is 8; if no device is connected for more than ten minutes after the headphone is turned on, it will automatically shut down).
- Press power button for 5 seconds to turn off.
- To charge, connect the USB charging cable to the power supply and headphones **then press the charge button for 2 seconds**. While charging the red light be solid and once fully charged the light will turn green.
- In normal working condition, the blue light of the headset will flash.
- If the battery is low, a red light will flash.
- To enable the USB playback mode simply connect the audio device with a usb cable to enter USB mode without charging. The light will be all white in this mode. After connected, you can also press the charge button for 2 seconds to enter USB mode with charging. White light will be solid, and red light will flash every 3 seconds. The green light will flash every 3 seconds when charging completed. To exit USB playback mode, simply move the USB cable. After exiting, the headset will resume Bluetooth mode and the blue light with flash.

N.B: USB playback mode can be used only if the audio playback device and USB cable support audio playback. The type of USB cable may affect playback quality.

\* When using computer as the audio input device, no need to setup any driver when the OS is WIN10 or MacOS. For the OS WIN 8 and below , please turn to hifiman.com service & support to download suitable driver for Ananda-BT. If connected to devices like mobile phones or some other portable player device without power supply, it may finish the battery very soon. Not all the devices can be connected by USB mode.



## Packing List

- (1) Headphone
- (1) USB charging cable
- (1) Microphone
- (1) Pair of ear pads (already mounted on the headphones)
- (1) User Manual
- (1) Warranty Card
- (1) Headphone Case



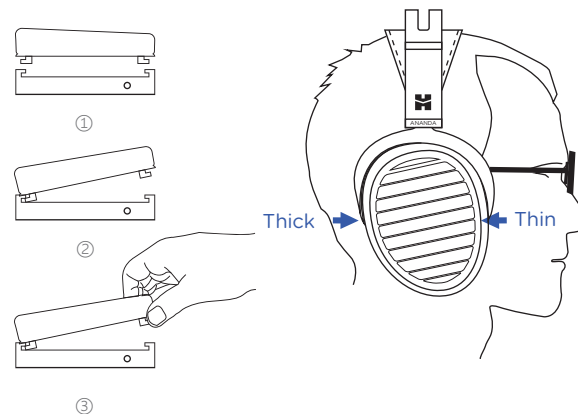
## Headband Adjustment

To help fit the headphone to your head, you may use the two adjustment blocks to change the position of the headband strap to better accommodate your head.



## Replacing Ear Pads

To remove the ear pads, locate the clips on the inside of the pad, and use two fingers to gently bend them in and slip them out. To install new pads, simply align the ear pad with the mounting ring, and gently bend the clips so they slot in their appropriate locations.





# ANANDA-BT

## Specifications

Frequency response range: 8Hz-55kHz

Impedance: 35Ω

Sensitivity: 103dB

Weight: 495g

Charging time: 2.7 hours

Bluetooth playback time: 10 hours

## Safety Instructions

### Body Safety Instructions

- Please listen to the ANANDA-BT at moderate listening levels so that you can continue to enjoy their audio quality for years to come. You only have 1 pair of ear drums, look after them.
- Do not use any headphone while driving or operating machinery.
- For a long and full life, the ANANDA-BT should be kept away from pets and small children.
- Wipe the surfaces (ear pads, cups) with a microfiber cloth and store the headphone in a dry, cool and safe place (away from dust, heat, humidity, sunlight, younger kids and pets if possible.) For the headband, wipe it periodically to remove any dust.
- Planar headphones benefit from break-in to achieve optimum performance. Usually this takes up to 150 hours however there is nothing special you need to do other than enjoy your headphones.
- Modification without authorization, such as changing the transmission frequency, increasing the transmission power or other such things may invalidate your warranty.
- Use only accessories that are officially provided or recommended by HIFIMAN.
- Bluetooth range is approximately 10 meters but will be affected by environmental conditions.

- Due to the limitation of Bluetooth wireless technology, the audio of the media playback device may have a certain delay. Sound and images may not be synchronized when watching a video or playing a game.
- Please charge using the supplied USB cable. The battery may deplete if unused for a long time. Batteries wear out over time. If you need to replace the battery, please contact HIFIMAN customer services.

### Product Safety Instructions

- If the headset emits abnormal noise, abnormal heat or abnormal sound, please remove the headset immediately and contact HIFIMAN Customer Services.
- This ANANDA-BT is not waterproof. Do not expose it to moisture or water, i.e. Do not wear it in the rain.
- Do not use the product near a heat source or expose it to heat for a long time. This headset contains a battery, so please avoid extreme temperatures.
- Do not use volatile substances alcohol, acetone, gasoline or dish detergent to clean the headphone.
- Use the ANANDA-BT only in locations that allow Bluetooth wireless transmission.

### Please Pay Attention to the Use and Maintenance Precautions

#### Precautions for Use

- Even after opening the package and performing a complete and uninterrupted charging, you can enjoy the excellent sound quality that HIFIMAN gives you, but we still recommend you to take at least 150 hours of downtime to get the best music experience.
- Keep the product dry and do not store or use it at extreme temperatures to prevent corrosion.
- Do not drop the headphones sharply to prevent permanent damage to the internal structure and may void the warranty.

- The product may not be modified without authorization. Such as changing the transmission frequency, increasing the transmission power or arbitrarily connecting an external antenna.
- Use only accessories that are officially provided or recommended by HIFIMAN.
- Bluetooth wireless technology works within 10 meters normally. The longest communication distance is affected by factors such as obstacles, electromagnetic environment, indoor and outdoor.
- This headset is Bluetooth compliant and the device connected to this headset must also comply with the Bluetooth standard. This headset product does not guarantee that all Bluetooth devices will be connected.
- The time for connecting this headset product to a different Bluetooth device may vary.
- Due to the limitation of Bluetooth wireless technology, the audio of the media playback device may have a certain delay. Sound and images may not be synchronized when watching a video or playing a game.
- This headset can only be charged using the supplied USB cable. The battery may be exhausted if the headset is not used for a long time. If the battery is running out too fast, replace the battery. If you need to replace the battery, please contact your nearest HIFIMAN dealer.

### **Maintenance Precautions**

- When the headset is idle for a long time, please put a moisture-proofing agent in the box (purchase separately) to avoid mold and so on. The battery should also be charged periodically (about every 3 months).
  - Do not disassemble the ear pads frequently to prevent dust from entering. To clean the headphones, wipe them with a slightly damp soft cloth. Do not use any cleaner and ensure that no liquid will flow into the headphones.
- The leather part should be maintained with leather-specific products. The internal headphone unit does not require maintenance.
  - If you disassembled the unit without authorization, it may void of warranty.
- \* Includes electronic components and batteries. When handling recycling, please contact your local management for disposal and recycling.

## FCC STATEMENT

1. This device complies with Part 15 of the FCC Rules.  
Operation is subject to the following two conditions:
  - (1) This device may not cause harmful interference, and
  - (2) This device must accept any interference received, including interference that may cause undesired operation.
2. Changes or modifications not expressly approved by the party responsible for compliance could void the user's authority to operate the equipment.

### FCC Radiation Exposure Statement:

The device has been evaluated to meet general RF exposure requirement.  
The device can be used in portable exposure condition without RF striction.

NOTE: This equipment has been tested and found to comply with the limits for a Class B digital, pursuant to Part 15 of the FCC Rules. These limits are designed to provide reasonable protection against harmful interference in a residential installation. This equipment generates, uses and can radiate radio frequency energy and, if not installed and used in accordance with the instructions, may cause harmful interference to radio communications. However, there is no guarantee that interference will not occur in a particular installation. If the equipment does cause harmful interference to radio or television reception, which can be determined by turning the equipment off and on, the user is encouraged to try to correct the interference by one or more of the following measures:

- Reorient or relocate the receiving antenna.
- Increase the separation between the equipment and receiver.
- Connect the equipment into an outlet on a circuit different from that to which the receiver is connected.
- Consult the dealer or an experienced radio/ TV technician for help.

## HIFIMAN Limited Warranty

Your ANANDA-BT is warranted for a period of one year beginning with the original date of purchase. Your dated sales or delivery receipt is your proof of purchase. You may be required to provide proof of purchase as a condition of receiving warranty service so please keep it handy.

If your product is under warranty and some malfunctions appear, please contact HIFIMAN customer service or your authorized dealer. If necessary, and at our discretion, we will provide a warranty repair or replacement of your product.

Caution: do not disassemble or modify the product in any way. Tampering with or modifying your HIFIMAN product will void its warranty.

This Limited Warranty does not apply to :

1. Defective or discolored parts if the damages are caused by fluids, dirt, missing keys, broken plastic parts or improper use.
2. Damage caused by misuse with another product.
3. Use of the product for other than its normal intended use, including, without limitation, failure to use the product in accordance with the supplied "Owner's Guide"
4. Damage caused by accident, abuse, neglect or misuse.
5. If you do not have a valid dated receipt showing proof of purchase.

6. Damage caused by services/repairs or other modifications to the system carried out by anyone other than HIFIMAN or an authorized HIFIMAN distributor or dealer.
7. Damage caused by self-repair or if the unit has been disassembled or modified in any way.

HIFIMAN guarantees your satisfaction and will do everything reasonable to achieve that. If you have any questions or concerns with your product, simply contact your authorized dealer or HIFIMAN directly (if purchased from us) and explain the issue in detail. Should a return be required, a RA# will be issued. Return shipping to HIFIMAN or authorized service facility will be at the owner's expense.

The warranty applies to the first purchaser and is not transferable. Should you need warranty service please contact your authorized HIFIMAN dealer. Or email us directly at [customerservice@HIFIMAN.com](mailto:customerservice@HIFIMAN.com)

If you have any concerns with your product: please contact us to explain the issue in detail. If a return/refund is required, a RA# will be issued. Return shipping to HIFIMAN or authorized service facility is done at the owner's expense.

**For any further information or questions, please contact your authorized HIFIMAN dealer. Or email us directly at [customerservice@HIFIMAN.com](mailto:customerservice@HIFIMAN.com).**



[facebook.com/hifimanelectronics](https://facebook.com/hifimanelectronics)



[twitter.com/hifimanofficial](https://twitter.com/hifimanofficial)



[www.hifiman.com](http://www.hifiman.com)

 **HIFIMAN**  
Innovating the Art of Listening